

# PUBLIC SERVICE DEPARTMENT

DIVISION OF SANITATION

## RATE INCREASE INFORMATION

December 2006

Prepared By

Christopher L. Murphy  
Director of Public Service

## Table of Contents

1. Sanitation Goals (5 yr Plan)
2. Cash Flow (2005)
3. Cash Flow (2006)
4. Revenue Chart (2005 vs.2006)
5. Expense Chart (2005 vs. 2006)
6. Diesel Fuel Analysis
7. Fee History

## "SANITATION DIVISION GOALS"

5 year Plan

### 2005 Goals

- o Obtain a rate increase.
- o Generate a Revenue to exceed expenses.
- o Look at building the Commercial Customer base.
- o Increase Dumpster Fees.

### 2006 Goals

- o Move all or part of the Tipper/Truck payment out of CIP
- o Look into the cost of a Recycling Program.
- o Establish a "Sanitation Bond Fund" for Sanitation's Capital Improvements. (I.e. 5% - 7% of Revenue)  moved from 2005
- o Create an additional Commercial Route.

### 2007 Goals

- o Purchase and replace Dumpster Containers.
- o Purchase two Rear Load Packer with tipper (to be replaced in 2014)
- o Implement Recycle Program (if cost effective).
- o Look into the purchase of "Roll-Off" truck and containers.

### 2008 Goals

- o Purchase one Rear Load Packer with tipper (to be replaced in 2015)
- o Purchase a Truck and for "roll-off" containers.

### 2009 Goals

- o Purchase one Rear Load Packer with tipper (to be replaced in 2016)
- o Purchase two additional "roll-off" containers.

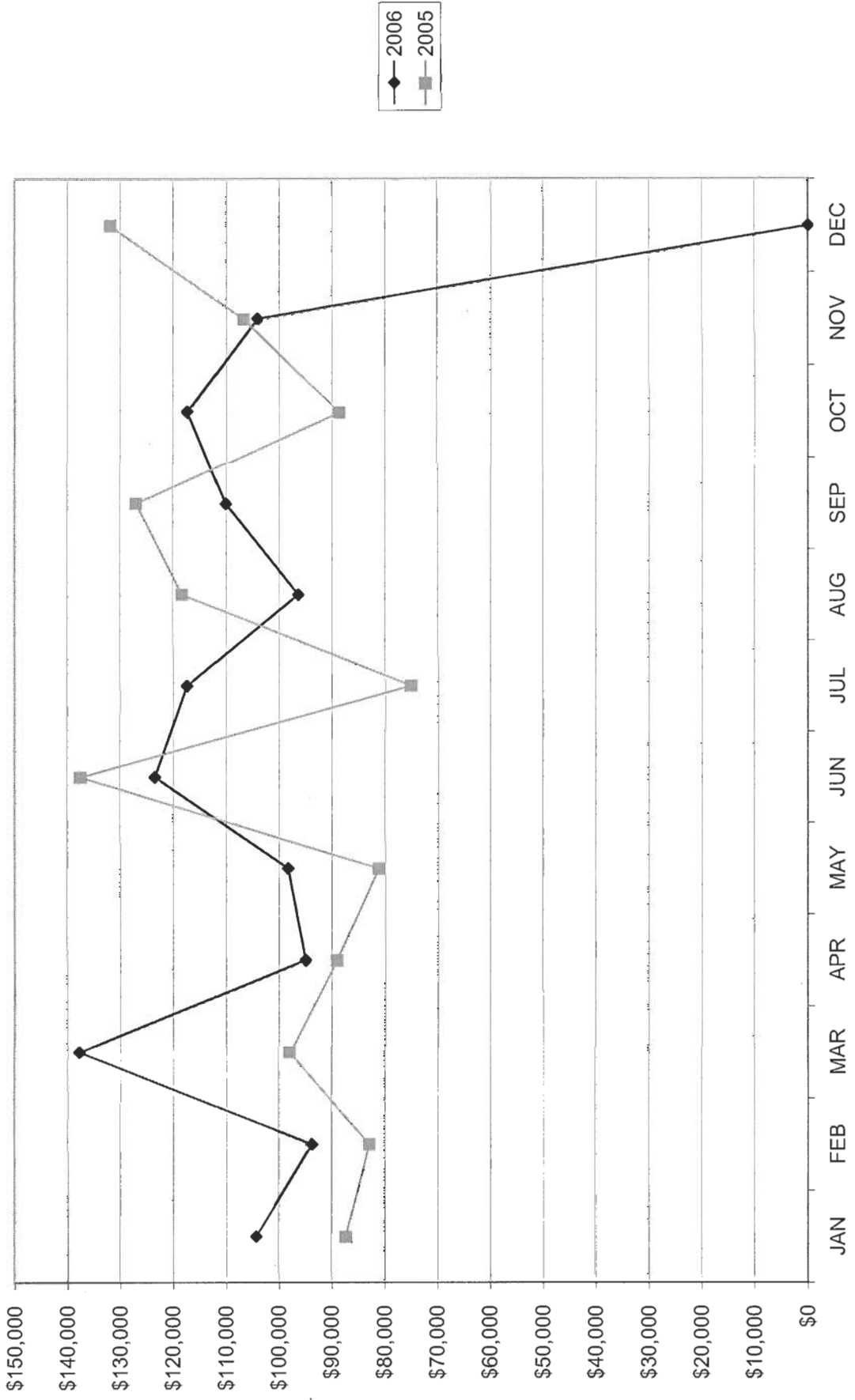
### 2010 Goals

- o Purchase one Rear Load Packer with tipper (to be replaced in 2017)
- o Purchase one additional "Dumpster" containers.

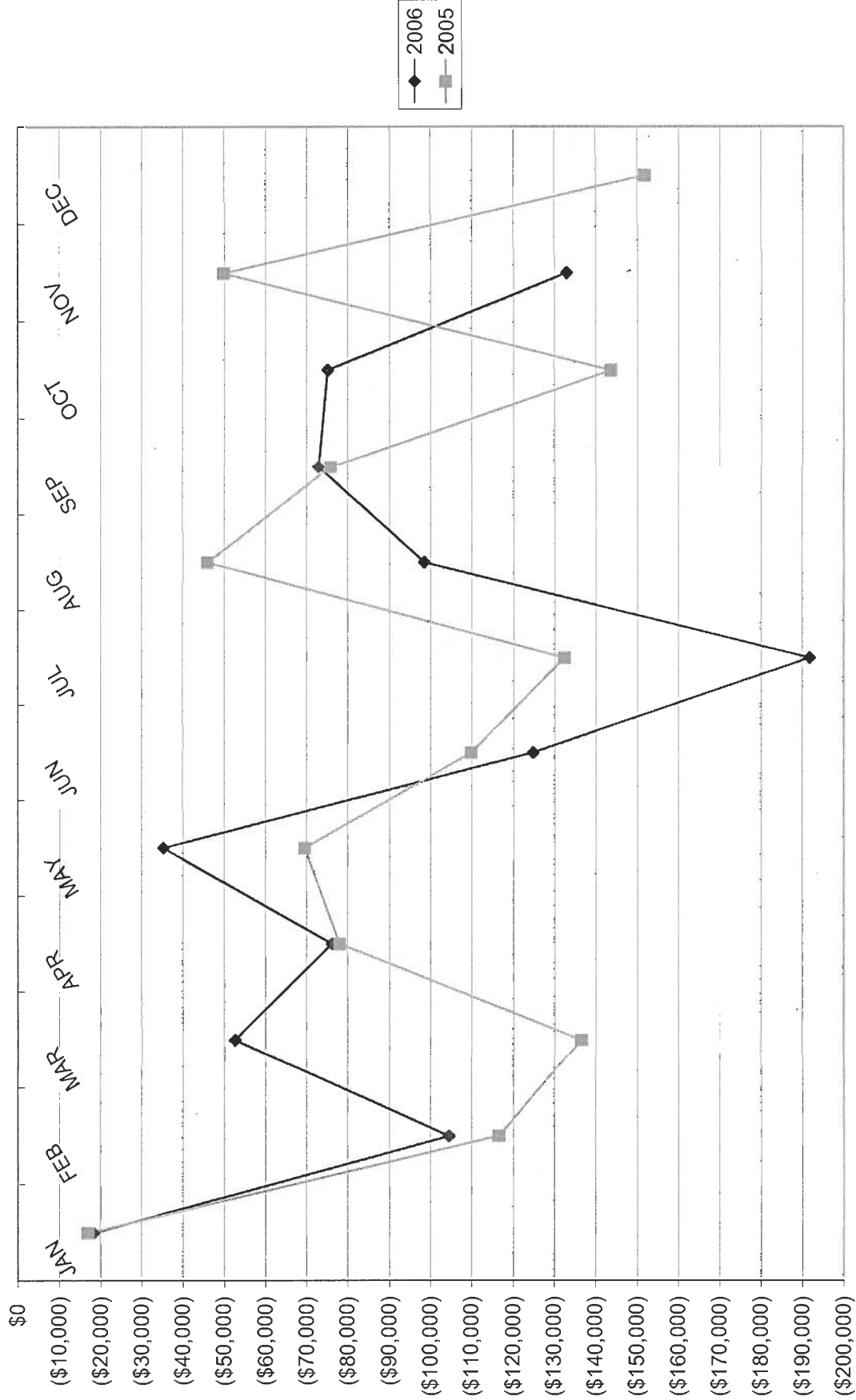
Month:	Pre-Start	JAN	FEB	MAR	APR	MAY	JUN	JUL	AUG	SEP	OCT	NOV	DEC	Totals
<b>Receipts</b>														
.4431 Sanitation Fees	0	79,814	71,685	90,814	79,015	72,597	124,563	66,958	110,059	118,210	81,599	95,693	119,721	1,110,728
.4432 Sanitation Host Fees	0	4,589	3,759	3,336	4,672	5,117	5,082	4,952	4,712	4,816	3,979	3,395	4,621	53,030
.4433 Dumpster Rental Fees	0	625	765	1,397	4,097	1,944	5,904	2,162	2,179	1,902	1,629	5,458	2,451	30,513
.4435 E.P.A. Charges	0	1,080	1,334	1,799	1,190	1,341	1,801	985	1,327	1,980	1,390	2,116	2,942	19,285
.4439 Sanitation Misc.	0	1,195	5,329	525	0	165	116	0	0	20	0	0	2,145	
.4922 Sanitation Reimbursement	0													
<b>Total Receipts</b>	<b>0</b>	<b>87,303</b>	<b>82,872</b>	<b>97,871</b>	<b>88,974</b>	<b>81,164</b>	<b>137,466</b>	<b>75,057</b>	<b>118,277</b>	<b>126,928</b>	<b>88,597</b>	<b>106,662</b>	<b>131,880</b>	<b>1,223,051</b>
<b>Payments</b>														
.5111 Sanitation Payroll		13,836	31,745	28,342	29,379	29,004	34,741	64,748	26,044	33,222	67,228	27,205	75,753	461,246
.5122 Sanitation PERs		3,087	2,557	15,259	2,387	14,300	2,289	1,749	1,437	13,791	1,657	1,647	14,113	74,272
.5123 Sanitation Hospitalization		0	19,945	829	8,560	884	25,790	774	17,364	8,423	7,299	608	6,146	96,623
.5124 Sanitation Life Insurance		0	5	2	0	7	0	0	5	2	2	0	0	23
.5126 Sanitation MEDICARE		182	419	395	383	384	458	382	336	423	382	351	553	4,649
.5128 Sanitation Clothing		0	883	0	0	23,605	0	0	0	0	0	0	0	23,605
.5201 Natural Gas		0	1,016	499	435	214	126	1,852	305	0	543	0	1,124	5,039
.5203 Utilities (Electric)		0	338	152	147	125	143	166	177	178	139	125	145	4,000
.5205 Phone		0	143	125	34	70	36	58	71	36	104	35	35	1,836
.5207 Refuse Collection		0	56,110	0	36,132	0	0	55,039	0	19,204	38,536	19,085	20,609	746
.5228 Professional License		0	0	0	0	0	0	0	0	0	124	0	0	244,715
.5233 Audit		0	0	0	0	0	0	3,000	0	0	0	0	0	3,000
.5236 Health Services		0	0	0	0	0	0	0	45	0	0	0	141	186
.5238 Service Contracts		0	479	0	271	432	148	401	88	226	261	0	400	2,706
.5241 Liability Insurance		0	0	90,000	0	0	0	0	0	0	0	0	0	90,000
.5249 Other Insurance		0	0	0	0	0	0	0	0	0	0	0	0	0
.5263 Maintenance of Equipment		0	0	921	0	0	0	0	93	322	15	187	317	1,855
.5273 Auditor/Treasurer Fee		0	0	0	0	0	0	0	0	0	0	0	0	0
.5281 Garage (Fuel)		0	0	0	0	0	45,725	0	0	0	27,433	0	21,155	94,312
.5290 Postage		0	3,000	0	0	0	0	0	0	0	0	0	0	3,000
.5299 Misc Services		0	0	0	0	0	0	1,680	0	0	0	0	0	1,680
.5301 Computer Supplies		0	0	0	0	0	0	0	0	0	0	0	0	0
.5303 Printing		0	0	0	0	0	0	0	0	0	0	0	0	0
.5307 Safety Equipment		0	0	0	35	35	35	356	0	0	0	0	0	461
.5309 Chemicals		0	0	0	0	0	0	0	0	0	0	0	0	0
.5321 Building Maintenance		0	0	40	17	23	41	0	49	24	60	0	102	355
.5327 Machine/Equipment Supplies		0	0	0	0	157	0	42	0	13	0	0	0	211
.5349 Misc Material/Supplies		0	0	294	0	376	9	1,348	8	0	20	0	0	2,055
.5512 Structure other than Bldg		0	0	0	0	0	0	0	0	0	0	0	0	0
.5533 Machinery/Equipment		0	0	0	8	0	25	777	99	63	0	0	0	971
Charge Offs to other Dept's														10,258
<b>Total Payments</b>	<b>0</b>	<b>17,105</b>	<b>116,640</b>	<b>136,565</b>	<b>78,081</b>	<b>69,608</b>	<b>109,903</b>	<b>132,372</b>	<b>46,119</b>	<b>75,927</b>	<b>143,804</b>	<b>49,905</b>	<b>151,899</b>	<b>1,127,928</b>
<b>Cashflow Surplus/Deficit (-)</b>	<b>0</b>	<b>70,198</b>	<b>(33,768)</b>	<b>(38,694)</b>	<b>10,893</b>	<b>11,556</b>	<b>27,563</b>	<b>(57,315)</b>	<b>72,158</b>	<b>51,001</b>	<b>(55,207)</b>	<b>56,757</b>	<b>(20,019)</b>	<b>95,123</b>
<b>Opening Cash Balance</b>	<b>816</b>	<b>816</b>	<b>71,014</b>	<b>37,246</b>	<b>(1,447)</b>	<b>9,446</b>	<b>21,002</b>	<b>48,564</b>	<b>(8,751)</b>	<b>63,407</b>	<b>114,408</b>	<b>59,201</b>	<b>115,958</b>	
<b>Closing Cash Balance</b>	<b>816</b>	<b>71,014</b>	<b>37,246</b>	<b>(1,447)</b>	<b>9,446</b>	<b>21,002</b>	<b>48,564</b>	<b>(8,751)</b>	<b>63,407</b>	<b>114,408</b>	<b>59,201</b>	<b>115,958</b>	<b>95,939</b>	

Month:	Pre-Start	JAN	FEB	MAR	APR	MAY	JUN	JUL	AUG	SEP	OCT	NOV	DEC	Totals
<b>Receipts</b>														
.4431 Sanitation Fees	0	90,871	84,326	127,762	88,097	89,670	109,078	92,038	91,181	100,625	86,360	91,738	0	1,051,746
.4432 Sanitation Host Fees	0	3,932	3,945	3,496	120	3,590	9,113	4,771	0	4,446	8,999	4,281	0	46,643
.4433 Dumpster Rental Fees	0	5,452	2,797	2,369	5,159	2,807	2,483	18,652	2,959	2,374	2,879	5,542	0	53,474
.4435 E.P.A. Charges	0	1,807	2,320	3,188	1,471	2,201	2,749	1,935	2,186	2,644	1,806	2,473	0	24,780
.4439 Saniation Misc.	0	2,335	375	990	85	0	0	0	0	0	17,248	18,198	0	39,231
.4922 Sanitation Reimbursement	0													0
<b>Total Receipts</b>	<b>0</b>	<b>104,398</b>	<b>93,763</b>	<b>137,805</b>	<b>94,932</b>	<b>98,268</b>	<b>123,422</b>	<b>117,347</b>	<b>96,326</b>	<b>110,090</b>	<b>117,292</b>	<b>122,232</b>	<b>0</b>	<b>1,215,874</b>
<b>Payments</b>														
.5111 Sanitation Payroll		10,970	31,514	19,811	23,139	0	30,281	107,015	28,880	30,262	23,384	78,024	0	383,278
.5122 Sanitation PERS		1,810	1,665	12,767	1,665	0	11,076	1,674	1,739	12,911	1,649	2,043	0	49,000
.5123 Sanitation Hospitalization		5,434	7,729	8,005	7,093	0	7,093	7,148	6,857	9,766	1,197	1,131	0	61,452
.5124 Sanitation Life Insurance		0	0	0	0	0	0	0	0	0	135	128	0	263
.5126 Sanitation MEDICARE		138	411	249	295	0	394	400	376	385	146	0	0	2,794
.5127 Sanitation Workers Comp		0	0	0	28,127	0	10	0	0	0	0	0	0	28,138
.5128 Sanitation Clothing		0	313	0	549	0	293	0	0	0	0	2,952	0	4,107
.5201 Natural Gas		0	1,428	775	425	0	314	0	0	0	0	537	0	3,479
.5203 Utilities (Electric)		0	346	161	153	0	140	177	224	203	180	175	0	1,758
.5205 Phone		0	138	34	34	0	34	34	35	0	74	34	0	417
.5207 Refuse Collection		0	17,974	8,977	400	0	0	38,368	19,144	19,046	19,171	47,219	0	170,297
.5228 Professional License		0	0	0	0	0	0	0	0	0	0	0	0	0
.5233 Audit		0	0	0	0	0	0	3,000	0	0	0	0	0	3,000
.5236 Health Services		0	0	0	0	0	0	0	0	0	139	0	0	139
.5238 Service Contracts		0	229	24	31	0	0	0	15	0	0	545	0	844
.5241 Liability Insurance		0	40,000	0	0	0	0	0	40,000	0	0	0	0	80,000
.5249 Other Insurance		0	0	0	0	0	0	0	0	0	0	0	0	0
.5263 Maintenance of Equipment		0	0	57	0	0	1,000	1,150	637	0	455	0	0	3,299
.5273 Auditor/Treasurer Fee		0	0	0	0	0	0	0	0	0	0	0	0	0
.5281 Garage (Fuel)		0	0	0	13,906	0	0	18,005	0	0	28,132	0	0	60,042
.5290 Postage		0	0	0	0	0	3,000	0	0	0	0	0	0	3,000
.5299 Misc Services		0	2,344	1,168	131	0	1,178	36	149	177	131	131	0	5,445
.5301 Computer Supplies		0	0	0	0	0	0	0	0	0	0	0	0	0
.5303 Printing		0	0	0	0	0	0	0	0	0	0	0	0	0
.5307 Safety Equipment		0	179	0	0	0	0	0	0	0	0	0	0	179
.5309 Chemicals		0	158	208	92	0	0	0	0	0	0	0	0	458
.5321 Building Maintenance		0	60	5	0	0	61	0	63	0	31	0	0	221
.5327 Machine/Equipment Supplies		0	0	13	0	0	72	13	146	41	148	0	0	432
.5349 Misc Material/Supplies		0	37	368	123	0	325	41	179	183	182	74	0	1,513
.5512 Structure other than Bldg		0	0	0	0	0	0	0	0	0	0	0	0	0
.5533 Machinery/Equipment		68	0	0	6	0	69,573	14,682	38	0	0	0	0	84,367
Charge Offs to other Dept's												77,988		77,988
<b>Total Payments</b>	<b>0</b>	<b>18,419</b>	<b>104,526</b>	<b>52,621</b>	<b>76,167</b>	<b>0</b>	<b>124,844</b>	<b>191,742</b>	<b>98,480</b>	<b>72,973</b>	<b>75,153</b>	<b>210,981</b>	<b>0</b>	<b>1,025,908</b>
<b>Cashflow Surplus/Deficit (-)</b>	<b>0</b>	<b>85,978</b>	<b>(10,763)</b>	<b>85,184</b>	<b>18,765</b>	<b>98,268</b>	<b>(1,422)</b>	<b>(74,396)</b>	<b>(2,154)</b>	<b>37,116</b>	<b>42,139</b>	<b>(88,749)</b>	<b>0</b>	<b>189,965</b>
<b>Opening Cash Balance</b>	<b>95,939</b>	<b>95,939</b>	<b>181,917</b>	<b>171,154</b>	<b>256,337</b>	<b>275,102</b>	<b>373,370</b>	<b>371,948</b>	<b>297,552</b>	<b>295,398</b>	<b>332,514</b>	<b>374,653</b>	<b>285,904</b>	<b>285,904</b>
<b>Closing Cash Balance</b>	<b>95,939</b>	<b>181,917</b>	<b>171,154</b>	<b>256,337</b>	<b>275,102</b>	<b>373,370</b>	<b>371,948</b>	<b>297,552</b>	<b>295,398</b>	<b>332,514</b>	<b>374,653</b>	<b>285,904</b>	<b>285,904</b>	<b>285,904</b>

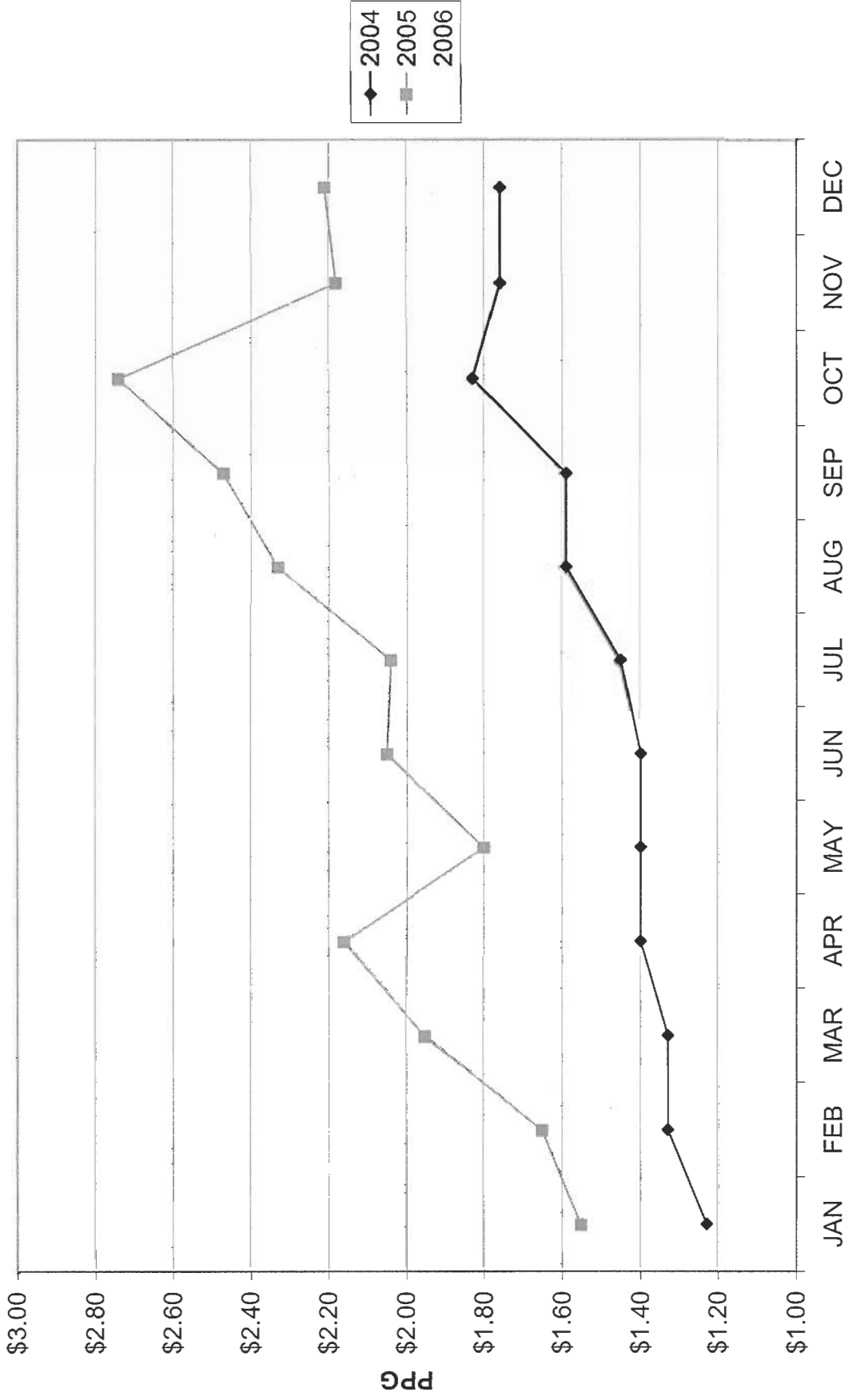
# Sanitation Revenue



# Expenses Sanitation 631



# DIESEL FUEL ANALYSIS



**FEE BREAKDOWN**

**PAST** Prior 2005

Collection Rates	# Customers *	Rate	Annual Revenue
Residential	5590	\$ 9.25	\$ 620,490
Senior Citizens	1237	\$ 8.75	\$ 129,885
			<u>\$ 750,375</u>

**CURRENT** 2005 Mar-05

Collection Rates	# Customers	Rate	Annual Revenue
Residential	5590	\$ 12.75	\$ 855,270
Senior Citizens	1237	\$ 9.75	\$ 144,729
			<u>\$ 999,999</u>

37.8% Increase  
11.4% Increase

**PROPOSED** 2007

Collection Rates	# Customers	Rate	Annual Revenue
Residential	5590	\$ 13.20	\$ 885,204
Senior Citizens	1237	\$ 10.09	\$ 149,795
			<u>\$ 1,034,999</u>

3.5% Increase

\* Customer count based on 2005 projection